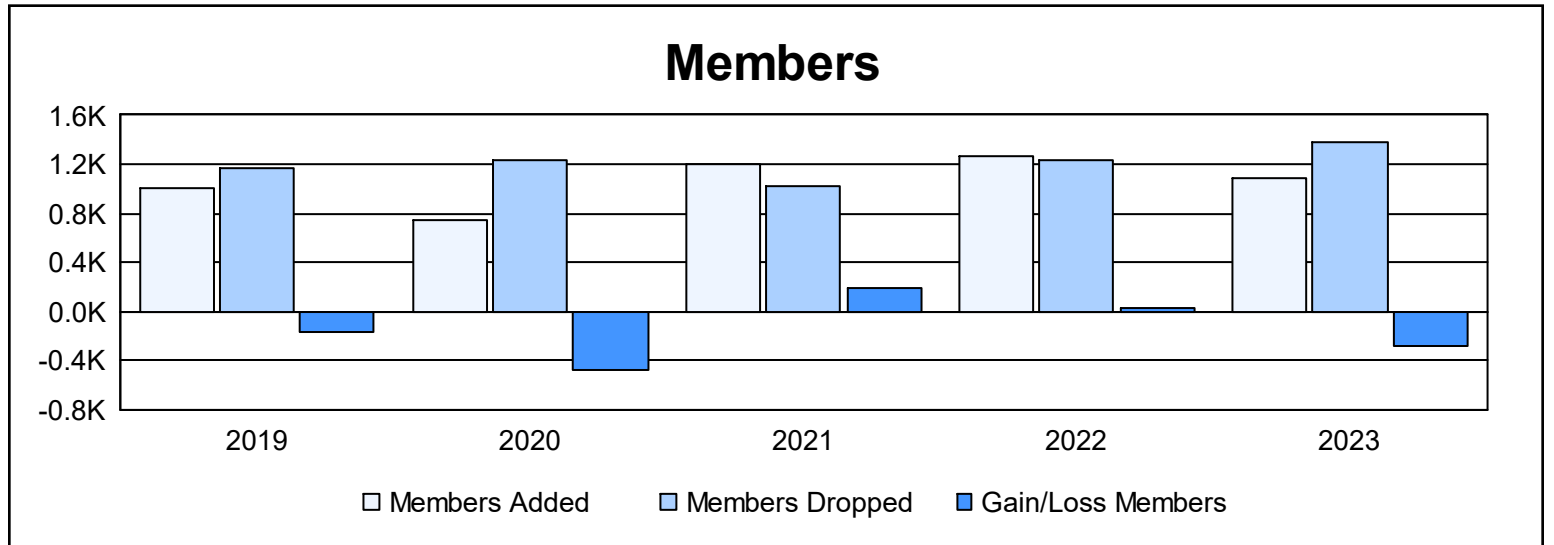
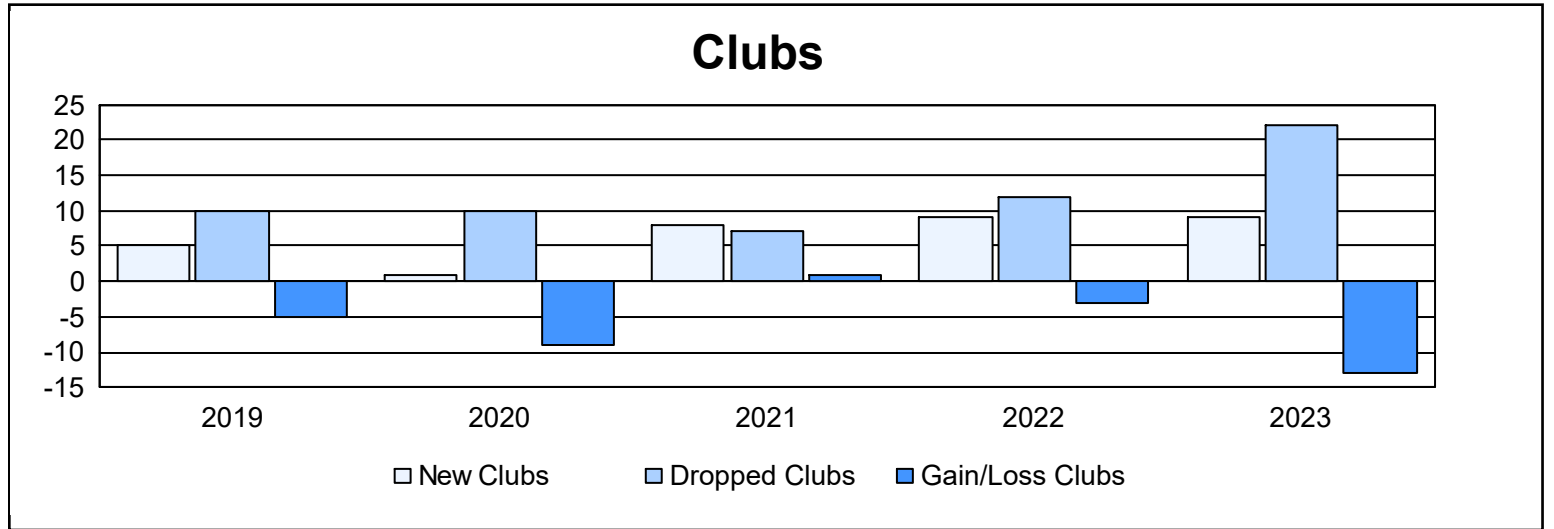
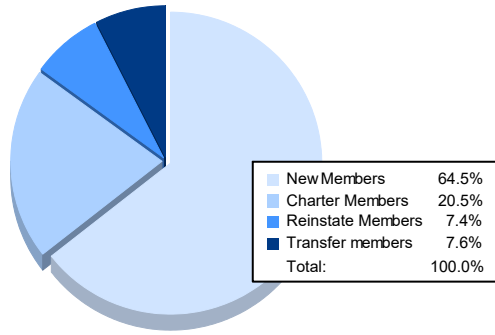


Year	New Clubs	Dropped Clubs	Gain/ Loss Clubs	New Members	Charter Members	Reinstate Members	Transfer Members	Total Member Added	Total Members Dropped	Gain/ Loss Members
2018-2019	5	10	-5	642	184	86	88	1,000	1,169	-169
2019-2020	1	10	-9	497	46	135	73	751	1,229	-478
2020-2021	8	7	1	824	221	76	83	1,204	1,020	184
2021-2022	9	12	-3	839	262	104	58	1,263	1,232	31
2022-2023	9	22	-13	703	223	81	83	1,090	1,377	-287
Average	6	12	-6	701	187	96	77	1,062	1,205	-144



Membership Composition June 2023 Cumulative



Gender Composition June 2023 Cumulative

